

SASKATCHEWAN
SERVICE AREA



**CANADIAN
PACIFIC
RAILWAY**

Bulyea Sub Schematics

Updated May 2010

***** *Reminder* *****
***All Grain Handling
Facilities are
No Smoking Areas***

SASKATCHEWAN
SERVICE AREA
Bulyea Sub.

Earl Gray
Station # 6199



**CANADIAN
PACIFIC
RAILWAY**

WESTWARD
To Bulyea Jct.

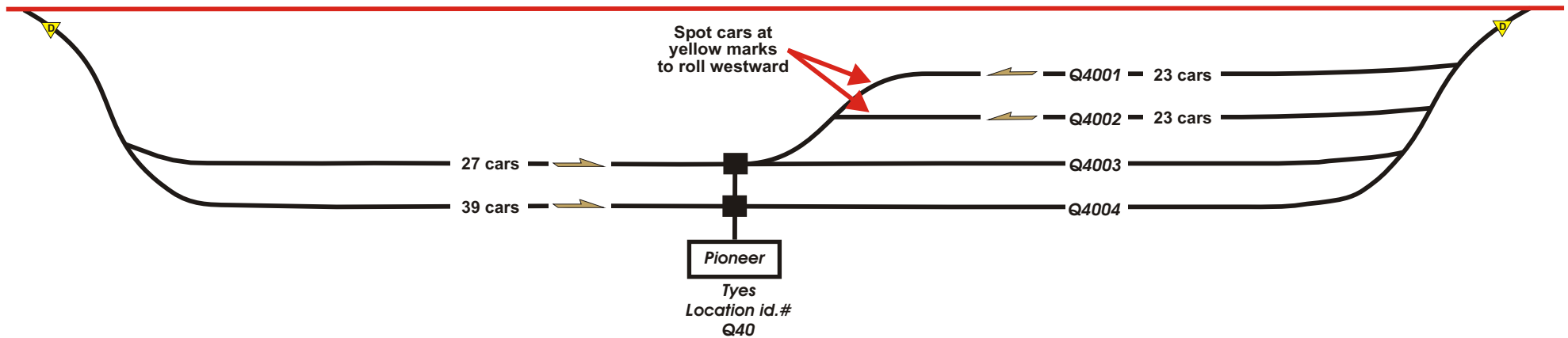
EASTWARD
To Cupar



Track Q41
Track length derail to derail
1,700 Feet

Last Mountain Pioneer

Job Aid
Station #6198 - Tyes id# - Q40



Track Lengths

Q4001 - 1575 ft.

Q4002 - 1450 ft.

Q4003 - 3,350 ft. - Fouling point to Fouling point
West fouling point to spot 1,675 ft.
Spot to East fouling point 1,675 ft.

Q4004 - 4,760 ft. - Derail to Derail
West Derail to Spot 2,360 ft.
Spot to East Derail 2,400 ft.

Spotting Instructions - 112 cars

Q4001

23 cars - spot to west end of track at “markers”

Q4002

23 cars - spot to west end of track at “markers”

Q4003

27 cars - west of spout to Fouling point - ***will be tight fit***

Q4004

39 cars - west of spout to Derail - ***will be tight fit***

Spotting Instructions - 56 cars

Q4003

28 cars - west of spout to fouling point

Q4004

28 cars - west of spout to fouling point

SSI - Rules - Last Mountain Pioneer

- All switches at this location must left lined in the normal position (green) when not in use.

*****Reminder*****

Ride the Point (CROR 115)

**SASKATCHEWAN
SERVICE AREA
Bulyea Sub.**

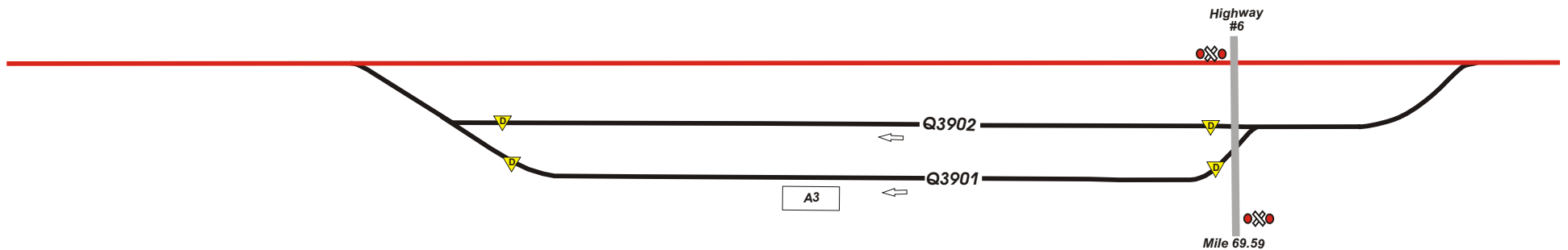
Southey
Station # 6197



**CANADIAN
PACIFIC
RAILWAY**

WESTWARD
To Bulyea Jct.

EASTWARD
To Cupar



Track Q3901
1,540 feet
West derail to A3 spot - 600 feet
A3 spot to East derail - 940 feet

Track Q3902
1,540 feet - Derail to Derail

SASKATCHEWAN
SERVICE AREA
Bulyea Sub.

Markinch
Station # 6196



**CANADIAN
PACIFIC
RAILWAY**

WESTWARD
To Bulyea Jct.

EASTWARD
To Cupar



Track - Q38 - 1,720 feet

West derail to Producer loading 650 feet

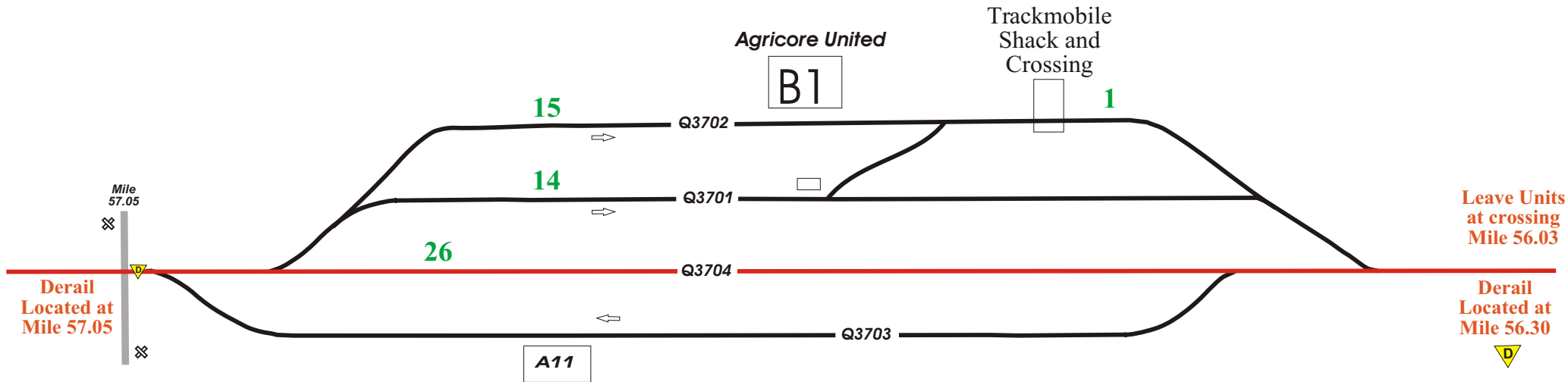
*** Have You Had Your “JOB BRIEFING?” ***

When Plans Change
“STOP”

Discuss Changes With The Whole Crew

WESTWARD
To Bulyea Jct.

EASTWARD
To Dysart



Spotting Instructions

Q3701 - Spot 14 cars to Spout to roll East

Q3702 - Spot 15 cars to Spout to roll East

Q3702 - Spot 1 car at Very Eastend (leaving car east of Track Mobile to aid loading process)

Q3704 - Spot 26 cars at eastend clear of Q3703

56 Cars Total