



Lanigan Sub Schematics

Updated Jan.06

***** Reminder *****
**All Grain Handling
Facilities are
No Smoking Areas**

**SASKATCHEWAN
SERVICE AREA
Lanigan Sub**

Tregarva
Station # 6213



**CANADIAN
PACIFIC
RAILWAY**

NORTHWARD
To Lanigan.

SOUTHWARD
To Regina



Track QQ213A
1,920 Feet

Track Q43
1,620 Feet

SASKATCHEWAN
SERVICE AREA
Lanigan Sub.

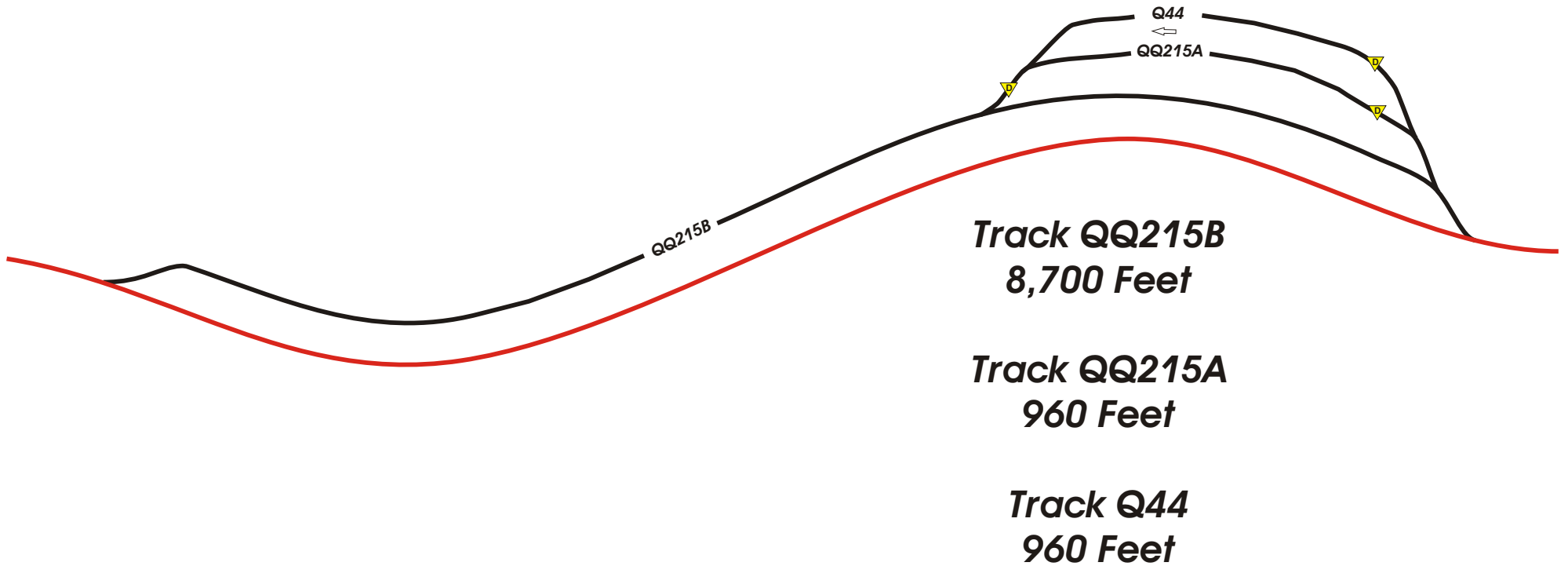
Craven
Station # 6215



**CANADIAN
PACIFIC
RAILWAY**

NORTHWARD
To Lanigan.

SOUTHWARD
To Regina



SASKATCHEWAN
SERVICE AREA
Lanigan Sub..

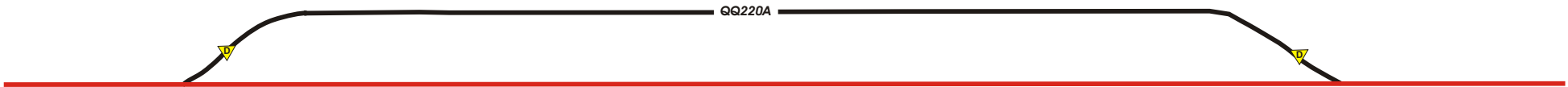
Silton
Station # 6220



**CANADIAN
PACIFIC
RAILWAY**

NORTHWARD
To Lanigan.

SOUTHWARD
To Regina



Track QQ220A
1,140 Feet

**SASKATCHEWAN
SERVICE AREA
Lanigan Sub.**

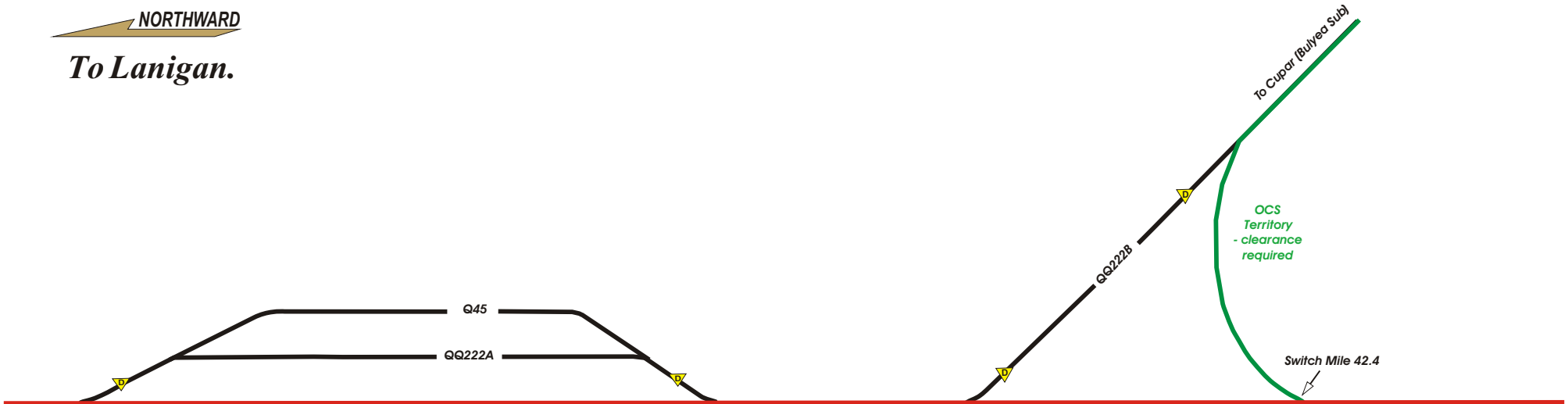
Bulyea
Station # 6222



**CANADIAN
PACIFIC
RAILWAY**



To Lanigan.



**Track QQ222A
1,500 Feet**

**Track QQ222B
1,850 Feet**

**Track Q45
1,250**



To Regina

**SASKATCHEWAN
SERVICE AREA
Lanigan Sub..**

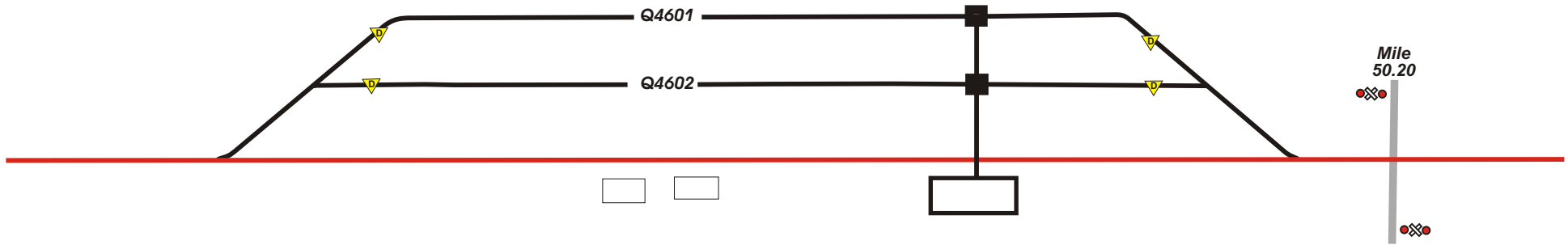
Strasbourg

Station # 6224



NORTHWARD
To Lanigan.

SOUTHWARD
To Regina



Track Q4601 - 2,515 Feet

Track Q4602 - 2,515 feet

South derail to spot - 206 Feet

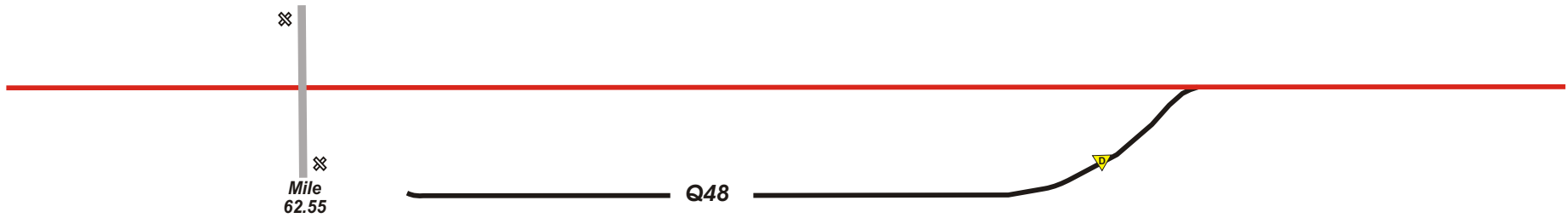
SASKATCHEWAN
SERVICE AREA
Lanigan Sub..

Cymric
Station # 6226



NORTHWARD
To Lanigan.

SOUTHWARD
To Regina



Track Q48
2,060 Feet

SASKATCHEWAN
SERVICE AREA
Lanigan Sub..

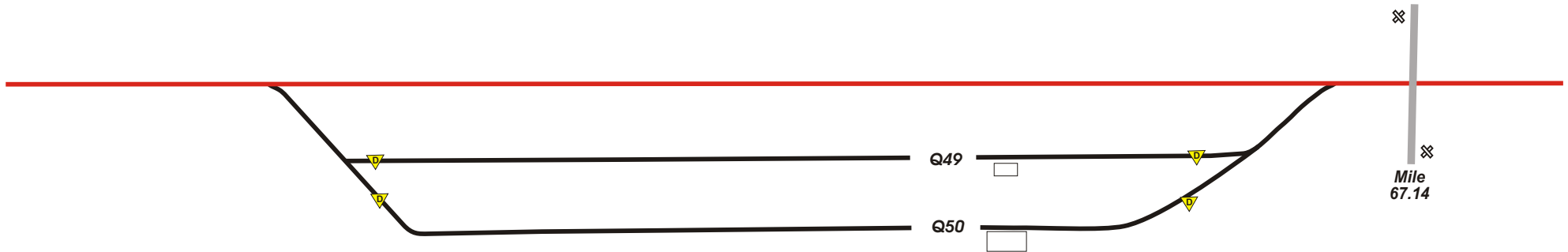
Govan
Station # 6227



**CANADIAN
PACIFIC
RAILWAY**

NORTHWARD
To Lanigan.

SOUTHWARD
To Regina



Track Q49 - 1,725 Feet
540 Ft from South Derail to Spot

Track Q50 - 1,390 Feet
540 Ft from South derail to spot

**SASKATCHEWAN
SERVICE AREA
Lanigan Sub..**

Nokomis

Conagra/ Mile 80.09

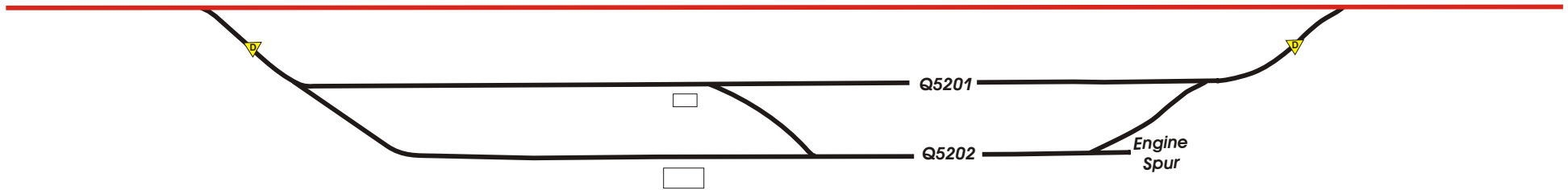
Station # 6230



**CANADIAN
PACIFIC
RAILWAY**

Northward
←
To Lanigan.

Southward
→
To Regina



Track Q5201 - 4,200 Feet
North fouling point to spot 2,100 Ft.
Spot South fouling point 2,100 Ft.

Track Q5202 - 4,200 Feet
North Fouling point to spot 2,100 Ft.
Spot to South fouling point 2,100 Ft.

Spotting instructions from North end

1st spot Q5202 north 37 cars to spot

2nd spot Q5201 south 31 cars clear of crossovers

3rd spot Q5201 north 35 cars to spot

Total 103 cars

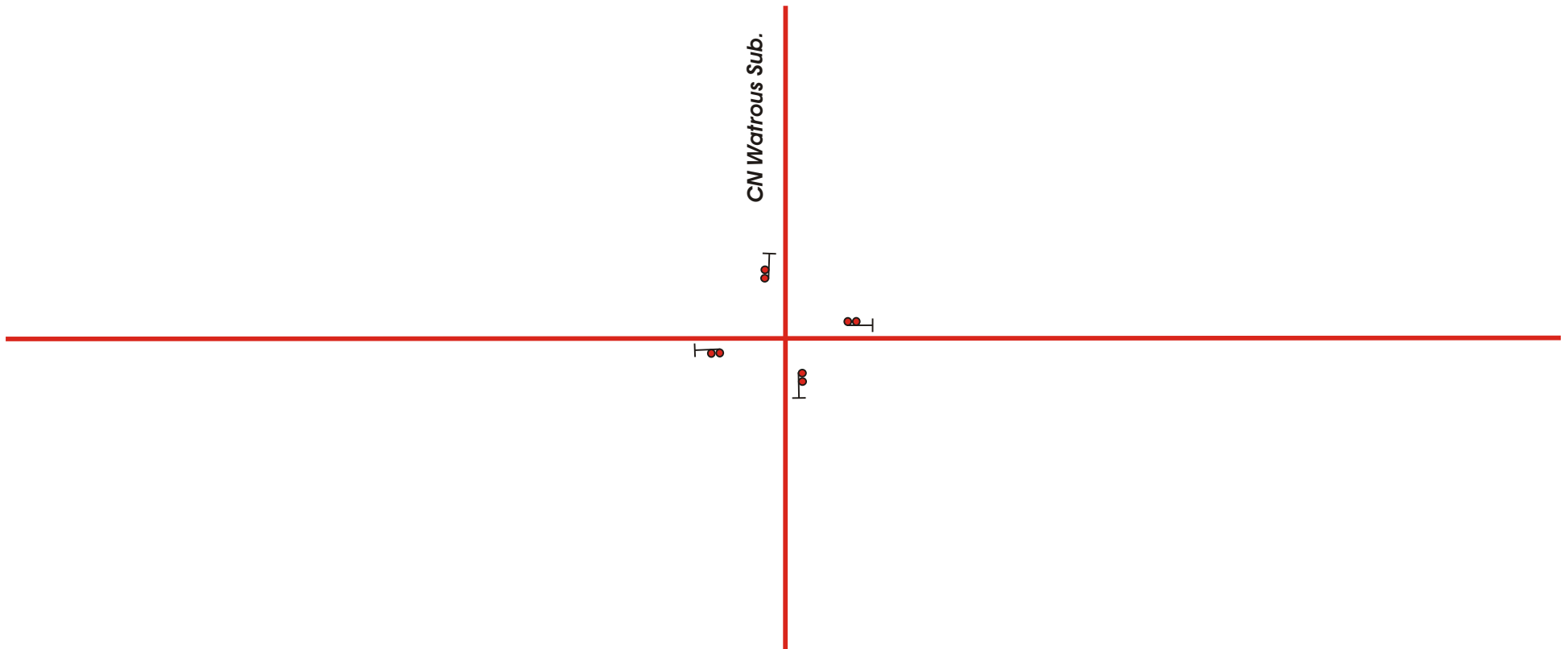
For a 72 or less car Spot fill up the north end of both tracks to spot.

SASKATCHEWAN
SERVICE AREA
Lanigan Sub..

Mile 81.1 CN Intellocking Railway Crossing



**CANADIAN
PACIFIC
RAILWAY**



**SASKATCHEWAN
SERVICE AREA
Lanigan Sub..**

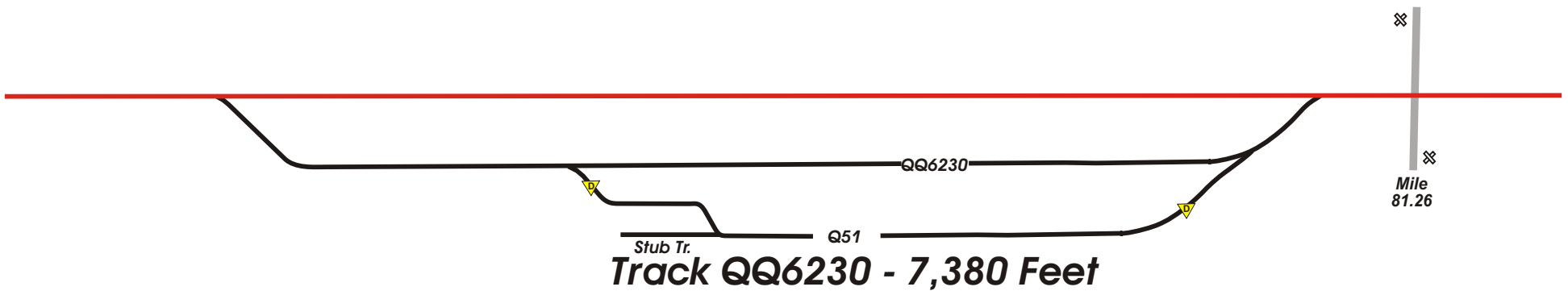
Nokomis
Station # 6230



**CANADIAN
PACIFIC
RAILWAY**

NORTHWARD
To Lanigan.

SOUTHWARD
To Regina



Track QQ6230 - 7,380 Feet

Track Q51 - 860 Feet

Stub Track - 370 Feet

**SASKATCHEWAN
SERVICE AREA
Lanigan Sub..**

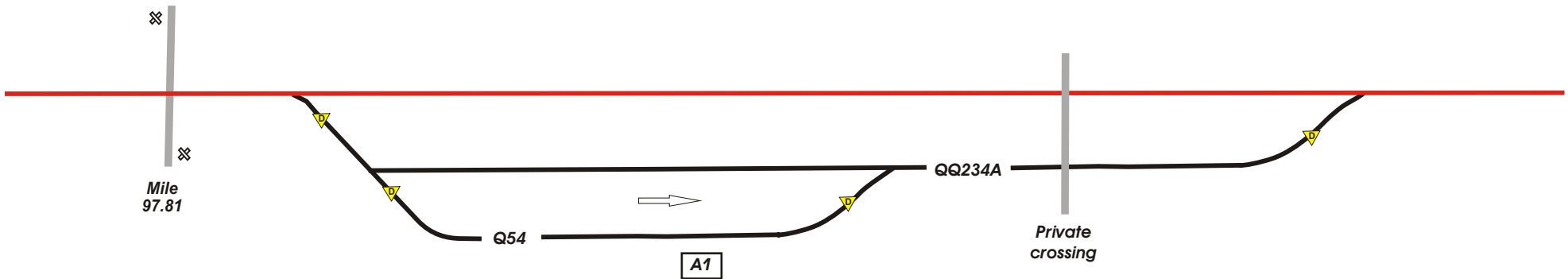
Drake
Station # 6234



**CANADIAN
PACIFIC
RAILWAY**

NORTHWARD
To Lanigan.

SOUTHWARD
To Regina



Track QQ234 - 3,120 Feet

Track Q54 - 1,740 Feet

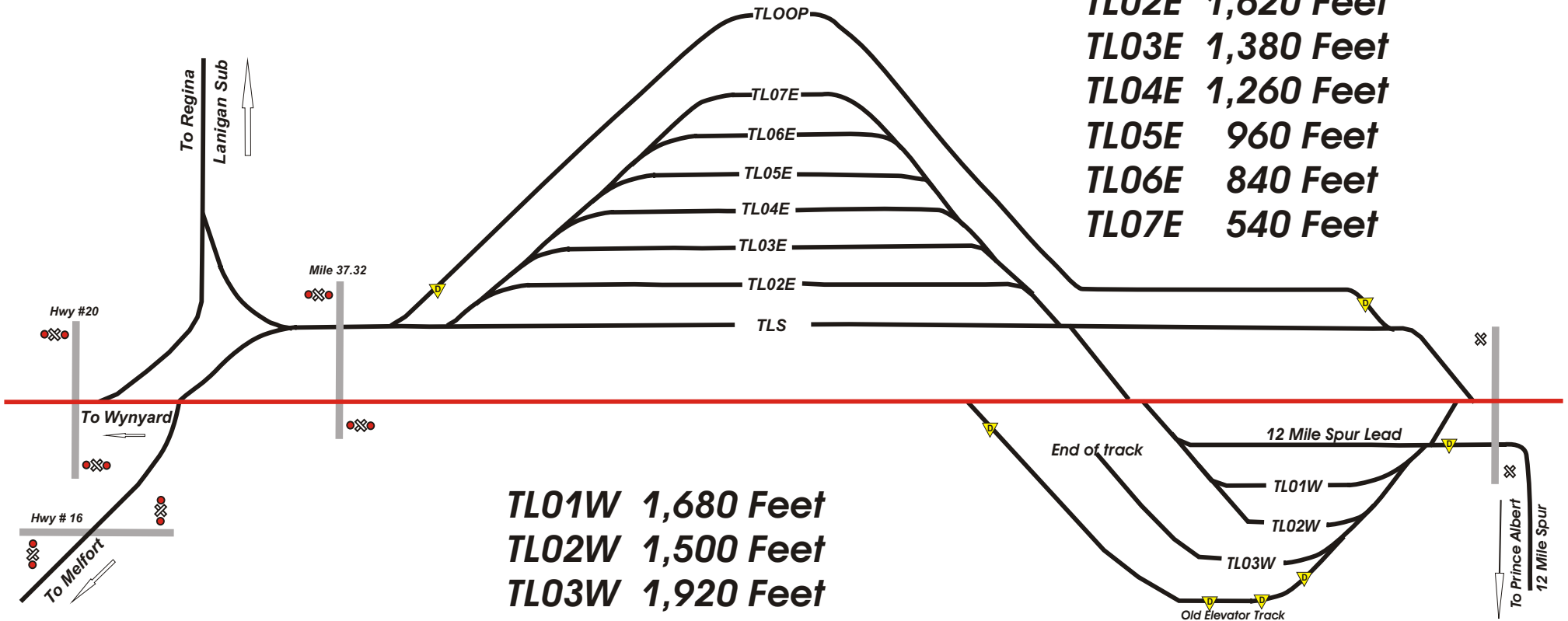
**SASKATCHEWAN
SERVICE AREA**
Lanigan Sub.
/Sutherland Sub.

**Lanigan
Yard**
Station # 6656



**CANADIAN
PACIFIC
RAILWAY**

- TLOOP 4,680 Feet**
- TLS 5,400 Feet**
- TL02E 1,620 Feet**
- TL03E 1,380 Feet**
- TL04E 1,260 Feet**
- TL05E 960 Feet**
- TL06E 840 Feet**
- TL07E 540 Feet**



- TL01W 1,680 Feet**
- TL02W 1,500 Feet**
- TL03W 1,920 Feet**